

PLEASE HELP US TRACK VEGETATION REMOVAL





Part of the requirement to receive and maintain our status is to account for TPR fire prevention activity such as our chipping day and the amount of vegetation removed from TPR properties.

Each year, please keep a record of:

- **Slash Removed**
 - The number of trash bags, trash cans and/or trailer loads of slash removed from your property either by your waste management company or taken to the Black Forest Slash Pile by you or a third-party service.
- **Trees Removed (number and rough size)**
 - The number and rough size of trees removed from your property.

We hope to have a mechanism for you to record and submit this information, but until we do, maintaining a record will be very helpful.

Use the following options to estimate the amount of material removed

	Lawn and Leaf Bag Avg 39 gal bag size *1 cubic yard = 202 gallons	<input type="text" value="0"/>	Bag(s)
	Pickup Truck 3 cubic yards avg	<input type="text" value="0"/>	Truckload(s)
	Dump Truck 12 cubic yards avg	<input type="text" value="0"/>	Truckload(s)
	Roll Off Dumpster/Container 20 cubic yards avg	<input type="text" value="0"/>	Dumpster(s)

Total Removed: 0 Cubic Yards

Item	#	Cu Yds	Multipliers	Comments
Lawn/Leaf Bags	733	142	0.19	Avg Bag = 39 Gallons 1 Cu Yard = 202 Gallons
Trash Bins	35	17	0.49	40"x24"x24" = 23040. Cu in/Cu yd = 46656
Trailer Loads	13	96	7.41	5*10*4 Ft=200 cu ft/trailer. 27 cu ft /cu yard
Trees Removed	62	93	1.50	1.5 Cu Yards/42' Ponderosa. See Ponderosa tab
Chipping Day	70	373	5.33	70 Piles 6x6x4. Each pile = 5.33 yards
Pickup Truck	2	6	3.00	
Dump Truck	1	12	1.00	Weickum
Total		739		

Trees: 60 from J White, 2 from Dinkles